

Upper Darriwilian (Middle Ordovician) radiolarians and ostracods from the Hulo Formation, Zhejiang Province, South China

Yuhao Yi^{1,2}, Aihua Yuan^{*1}, Jonathan C. Aitchison³ & Qinglai Feng^{1,2}

1. School of Earth Sciences, China University of Geosciences, Wuhan 430074, China
2. State Key Laboratory of Geological Processes and Mineral Resources, China University of Geosciences, Wuhan 430074, China
3. School of Earth and Environmental Sciences, University of Queensland, Brisbane, Queensland 4072

*Corresponding author: aihuay@qq.com

ABSTRACT: Considerable research has been done on the Ordovician marine fossils from South China, including macrofossils such as brachiopods, graptolites, bivalves and trilobites and some microfossils like conodonts and acritarches. However, radiolarians and ostracods that are also important constituents of the Ordovician marine ecosystem have been paid little attention in this region. In this study, ten species radiolarians belonging to four genera and sixteen species ostracods grouped into nine genera were found from the Hulo Formation at the Hengdu Section of the Jiangshan District, western Zhejiang Province, South China. The fossil-bearing strata belong to the graptolite *Pterograptus elegans* Zone which indicates the late Darriwilian age. This radiolarian fauna is the first record of the Middle Ordovician radiolarian body fossils and also the earliest Ordovician radiolarian fauna reported from South China. The occurrence of *Beothuka* in this fauna extends the stratigraphic range of the genus to the upper Darriwilian. Review of the previous literatures suggests that the diversity of *Beothuka* was greater during the Early Ordovician, and then declined gradually from the Early Ordovician to the Middle Ordovician before its extinction. The co-occurring ostracod fauna belongs

to a shallow-water ecotype. This is contrary to the host lithofacies of the ostracod fauna which represent a deep-water environment. Therefore, these ostracods may have been transported from the shallow-water environments, most likely from the Yangtze Carbonate Platform. If this conjecture is the truth, then the Jiangshan District was near the shallow-water carbonate platform and received its sediments during the Darriwilian. It is still essential to do more work in the future to help us understand better the ecology of the Ordovician ostracod faunas and their role in the sedimentary system of South China.

KEYWORDS: radiolarians, ostracods, ecotype, Ordovician, South China

0 INTRODUCTION

The Ordovician marine fossils have already been well studied in South China. Until now, more studies have been focused on macrofossils such as brachiopods (e.g., Zhan et al. 2005, 2007, 2013; Zhan and Harper, 2006), graptolites (e.g., Zhang et al. 2007, 2009; Zhang and Chen, 2008), bivalves (e.g., Fang, 2006) and trilobites (e.g., Zhou et al. 2007; Zhen and Zhou, 2008). Research into the Ordovician microfossils such as conodonts (Wu et al. 2012) and acritarchs (e.g., Li et al. 2007; Yan et al. 2011) has also been undertaken in South China. The overall number of radiolarian and ostracod species was growing during the Ordovician (Noble and Danelian, 2004; Braddy et al. 2004). Radiolarians are the only planktonic fauna with the great biostratigraphic significance and known from through the Phanerozoic (Nazarov and Ormiston, 1986). Radiolarians had already been important constituents of planktonic communities by the Ordovician (Servias et al., 2008, 2010). Like radiolarians, ostracods have also been abundant and diverse during the Ordovician (Schallreuter and Hinz-Schallreuter, 2008, 2009; Salas and Williams, 2007; Salas, 2011; Salas and Vaccari, 2012; Servias et al. 2008, 2010). However, little attention has been paid to the Ordovician radiolarians and ostracods especially in South China. A few radiolarian fossils were only reported from the Upper Ordovician in Sichuan Province (Liu et al., 2010) and Jiangsu Province (Wang and Zhang, 2011). The research of the ostracod fossils from the Ordovician strata was also limited. Hou (1956a, b) firstly presented the Middle Ordovician ostracods including nineteen genera and thirty four species from Zhejiang Province, although most of them were not well-preserved. Eight genera and twelve species

ostracods were then found from the Middle Ordovician in Gansu Province (Shi et al., 1985). Sun (1988) collected abundant ostracod fossils from the Ordovician in Hubei Province as well. A number of the Middle Ordovician ostracods were also reported in Shanxi Province (Yuan et al., 1993). This paper reports ten species radiolarian fossils assigned to four genera and sixteen species ostracods of nine genera in the Ordovician from the Hengdu Section of the Jiangshan District, western Zhejiang Province, South China, and also discusses their evolutionary and ecological implications.

1 GEOLOGICAL SETTING

Studies of the Ordovician lithological facies, biota and tectonic combination characters in South China have been carried on for several years. Based on the previous work, South China could be divided into three paleogeographic units including the Yangtze Carbonate Platform, the Jiangnan Shelf-Slope and the Zhujiang Basin during the Middle Ordovician (Fig. 1). The recognition that the Yangtze region mainly consisted of carbonate facies with shell fossils suggesting the shallow-water environments has been widely accepted (Zhou et al., 1979, 2008; Lai et al., 1993; Feng et al., 2001, 2003; Wang, 2016). The area between the Yangtze Carbonate Platform and the Zhujiang Region was usually called the Jiangnan Shelf-Slope, which was characterized by cherts with sponge spicules, black shales with graptolites, siliceous shales, slity shales and some limestones with a few shelly fossils representing the relatively deep-water environments (Lai et al., 1993; Guo, 1994, 1998; Wang, 1989, 2016; Feng et al., 2001, 2003). The Zhujiang Region was a deep basin during the Middle Ordovician for it mainly consisted of black shales with graptolites, siliceous shales and cherts, while the carbonate rocks were very rare (Zhou et al., 1979, 2008; Wang, 1989, 2016).

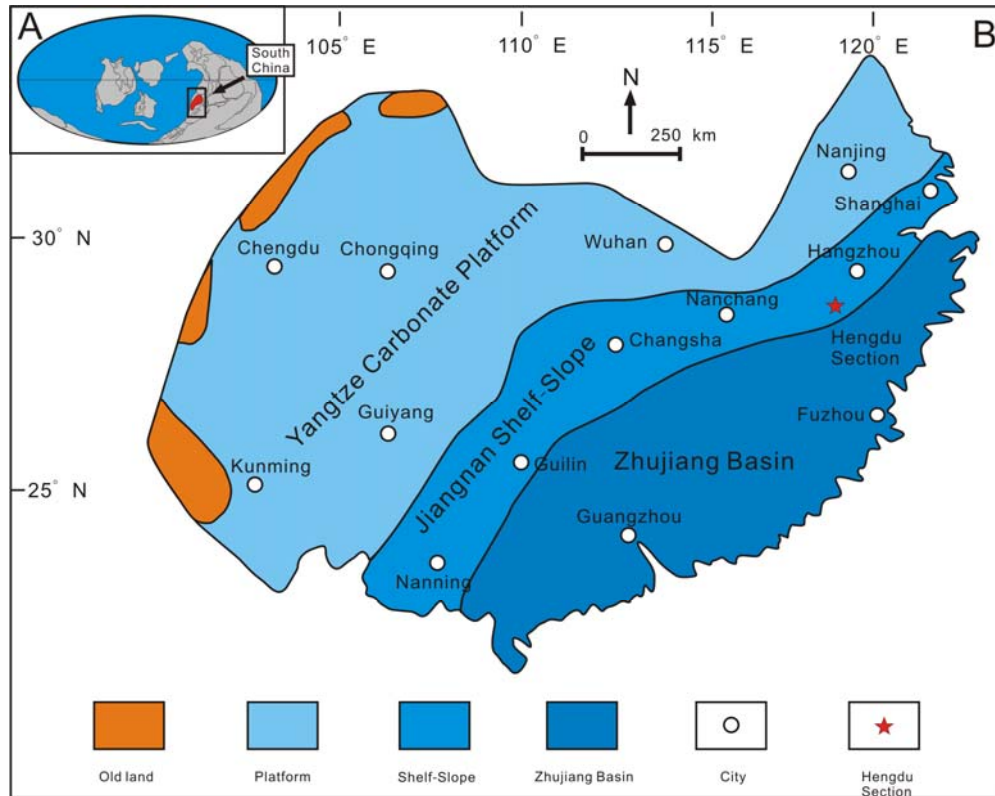


Figure 1. (A) The Global Middle Ordovician paleogeographic map showing location of South China; Middle Ordovician paleogeographic map of South China (modified from Scotese, 2001). (B) The Middle Ordovician paleogeographic map of South China (modified from Zhan and Jin, 2007).

The Hengdu Section ($28^{\circ}44'52''\text{N}$, $118^{\circ}32'45''\text{E}$) is in a quarry situated about 1 km northeast of Hengdu Country, in Jiangshan City, Zhejiang Province (Fig. 2). This section exposes the Darriwilian–Sandbian strata assigned into two formations—the Hulo and Yanwashan formations (Fig. 3). The Hulo Formation is about 10 m thick and its lower boundary is covered by the Quaternary sediments. It consists of thinly layered cherts together with siliceous limestones and some black shales, and is subdivided into three parts. The lower part of the Hulo formation is black shales and cherts with siliceous limestone intercalations. In the middle part, it is characterized by alternating cherts and siliceous limestones containing black shales, while the upper part is mainly alternating cherts and shales. The studied section had already been reported by Song et al. (2013) and they recognized four graptolites zones, in an ascending order, the *Nicholsonograptus fasciculatus*, the *Pterograptus elegans*, the “*Hustedograptus teretiusculus*” (and *Dicellograptus vagus* Subzone), and the *Nemagraptus gracilic* biozones, based on the graptolites from the section. Compared with lithological characters that are mainly cherts and black shales given by Song et al. (2013), we conclude that the fossiliferous part in the section belongs to the *Pterograptus elegans* Zone from

the lower part of the Hulo Formation which indicates the Upper Darriwilian (the Upper Middle Ordovician).

According to Fig. 1, this section is located in the the Jiangnan Shelf-Slope during the Darriwilian and its lithological characters is consist with the paleogeographical setting of this area meaning a relatively deep-water environment. The Yanwashan Formation conformably overlies the Hulo Formation and is composed of gray limestones together with black siliceous limestones, which may suggest a shallow-water environment (Guo, 1998; Song et al., 2013). Only the lower part of the Yanwashan Formation is exposed in the Hengdu Section and is assigned to the Sandbian age based on the *Pygodus anserinus* Zone (Wang et al., 2015).

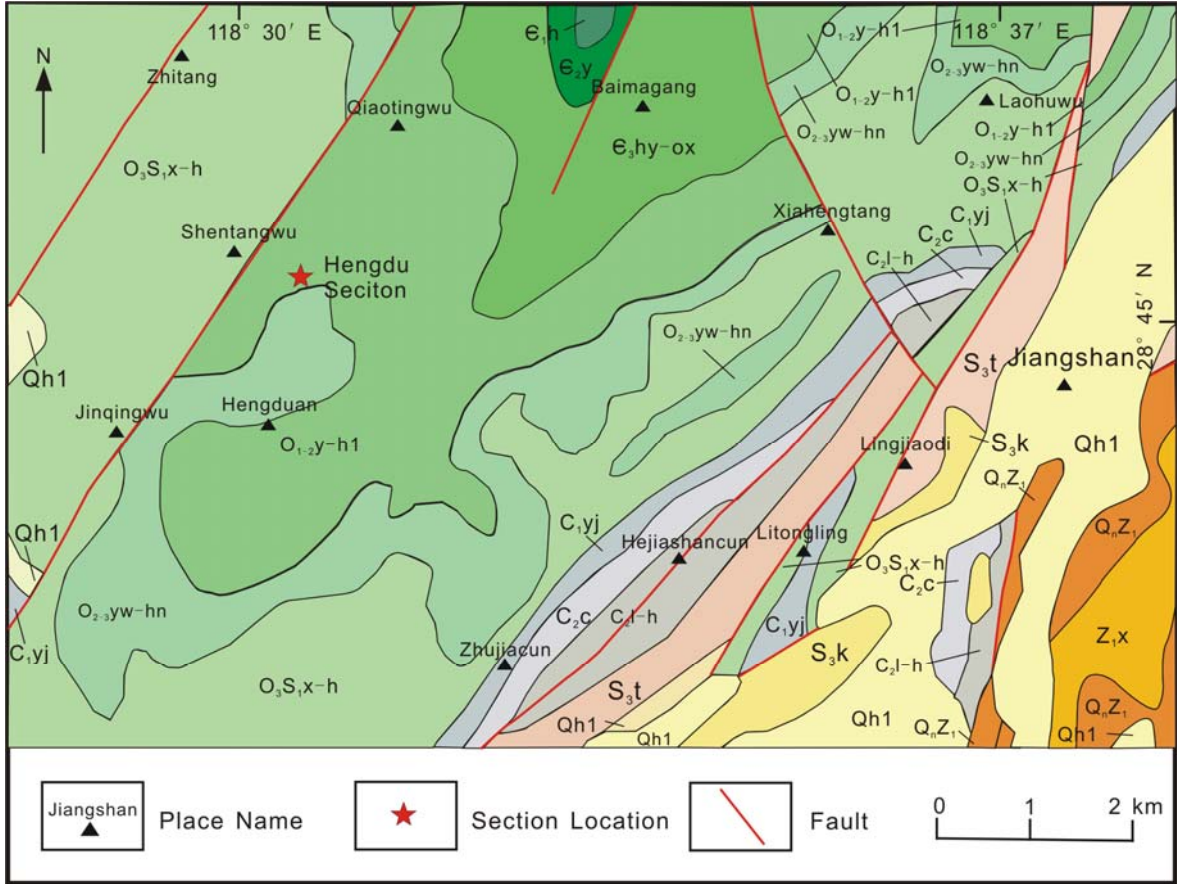


Figure 2. Regional geological map of the Hengdu Section in Jiangshan City, Zhejiang Province. Formation names: Z_{1x}: Xiuning Formation; C_{1h}: Hetang Formation; C_{2y}: Yangliugang Formation; C_{3hy-ox}: Huanyansi and Xiyangshan Formation; O_{1-2y-h1}: Ningzhubu, Ningguo and Hulo Formation; O_{2,3yw-hn}: Yanwashan and Huangnigang Formation; O_{3c}: Changwu Formation; S_{3k}: Kangshan Formation; S_{3t}: Tangjiawu Formation; C_{1yj}: Yejiatang Formation; C_{2l-h}: Laohudong and Huanglong Formation; C_{2c}: Chuanshan Formation; Qh1: Lianxu Formation. Geological period: Z: pre-Cambrian (Sinian); E:

Cambrian; O: Ordovician; S: Silurian; C: Carboniferous; Q: Quaternary.

2 MATERIALS AND METHODS

Thirteen samples were collected at evenly spaced intervals through the Hulo Formation in the Hengdu section. The samples reported herein are from dark red thinly layered cherts. The hydrofluoric acid (HF) technique was utilized to extract radiolarians and ostracods. Samples were crushed into small pieces about 1cm³ and put in separate beakers that were placed into a fume hood and immersed in 5% HF acid solution for 8–10 hours at room temperature. Acid residues were decanted into other beakers, which were filled with water until neutral. The beakers holding the samples were refilled with fresh 5% HF acid solution and this process was repeated for about one month. Residues were washed through the sieves and dried. Microfossils were then picked for examination under a binocular microscope and preliminary taxonomic determinations. The best-preserved specimens were later mounted on stubs and photographed with scanning electronic microscope (SEM) for more precise determination. All the specimens are housed in the **State Key Laboratory of Geological Processes and Mineral Resources**, China University of Geosciences (Wuhan).

3 RESULTS

Approximately 800 radiolarian and 300 ostracod specimens were recovered. Over 500 specimens were imaged using scanning electronic microscope. After detailed study of these radiolarians, ten morphotypes assignable to four genera were recognized from four samples (HD-R-2, HD-R-3, HD-R-4 and HD-R-6). Sixteen ostracod species of nine genera were recovered from a single sample (HD-R-1). Details of the recognized fossils are described as follows (Fig. 3).

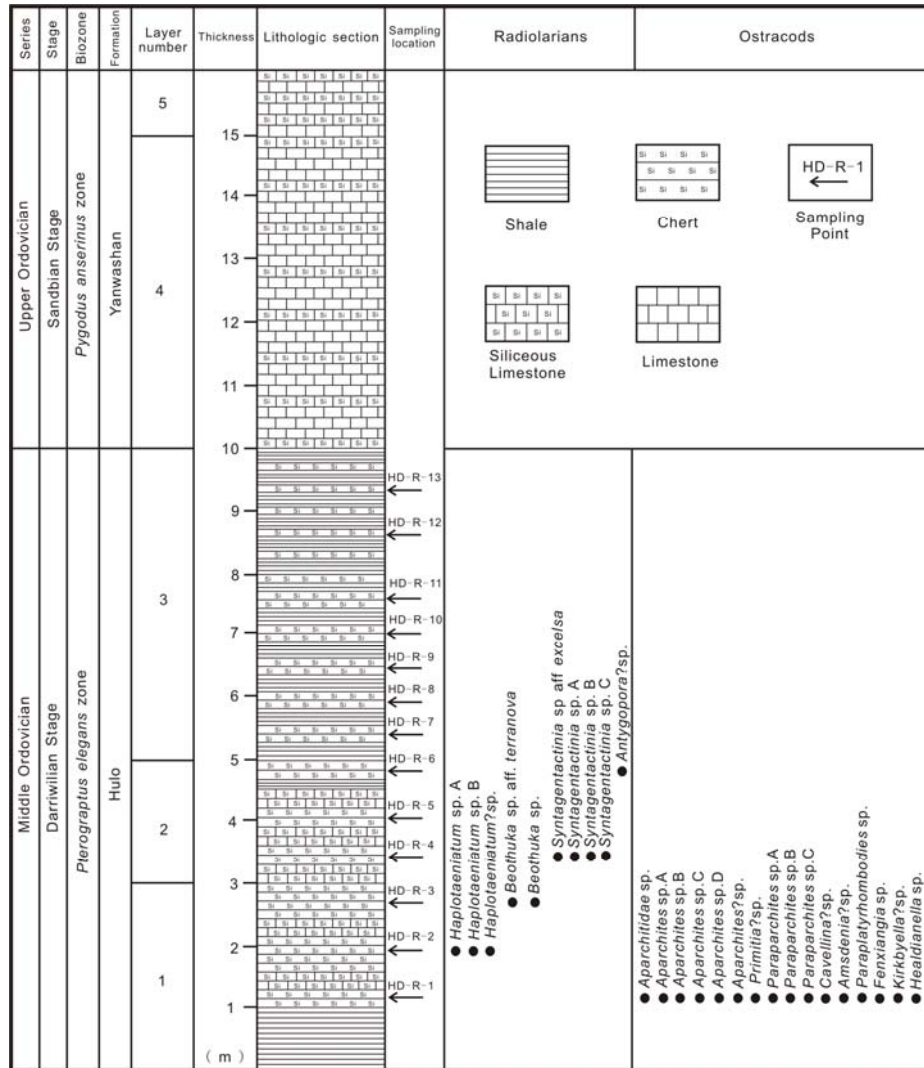


Figure 3. Occurrences of radiolarians and ostracods identified from the Hengdu Section and its biostratigraphic subdivision

3.1 Radiolarians

Ten morphotypes are recognized: *Syntagentactinia* sp. aff. *excelsa* Nazarov and Ormiston, *Syntagentactinia* sp. A, *Syntagentactinia* sp. B, *Syntagentactinia* sp. C, *Beothuka* sp. aff. *terranova*, *Beothuka* sp., *Haploaeniatum* sp. A, *Haploaeniatum* sp. B, *Haploaeniatum?* sp. and *Antytopora?* sp. (Fig. 4). There are also a number of nondescript spherical forms. The important characteristics of *Syntagentactinia* are multi-layer shells including one medullary shell centrally or slightly eccentrically located inside the internal cavity and a number of cortical shells, different layers of which are connected by radial beams, and the main spines on the surface of the outermost shell. Some specimens share the same features of *Syntagentactinia* and some of them just resemble *Syntagentactinia excelsa* especially in the skeleton structure and dimensions, but their medullary shells inside the cavity are not so eccentrically, and due to poor preservation some main spines are broken or can only be partially observed.

Haplotaeniatum is mainly formed by several shells that are concentrically or spirally positioned and an inner small microsphere. The shells around the microsphere are formed by the apophyses from main spines and the shells are connected by the radial beams. Some specimens have the common features of *Haplotaeniatum* and some of them have a special structure that called “protuberance”, which might be formed by the rod-like spines from the middle of the radiolarian. However, the specimens are not determinable to the species level.

The radiolarian fauna also consists of a bi-polar form which is very similar to *Beothuka terranova*. For example, this form is characterized by coarsely porous ellipsoidal cortical shell and two polar spines or main spines. The bi-polar rodded spines taper over their entire length to a point. Internal structures of some broken specimens consist of multi-layer shells formed by few cortical shells and one small central medullary shell. However, this form differs from *Beothuka terranova* in its shorter and weaker bi-polar spines. For these reasons, it is more appropriate to assign this form into *Beothuka* aff. *terranova* not *Beothuka terranova*.

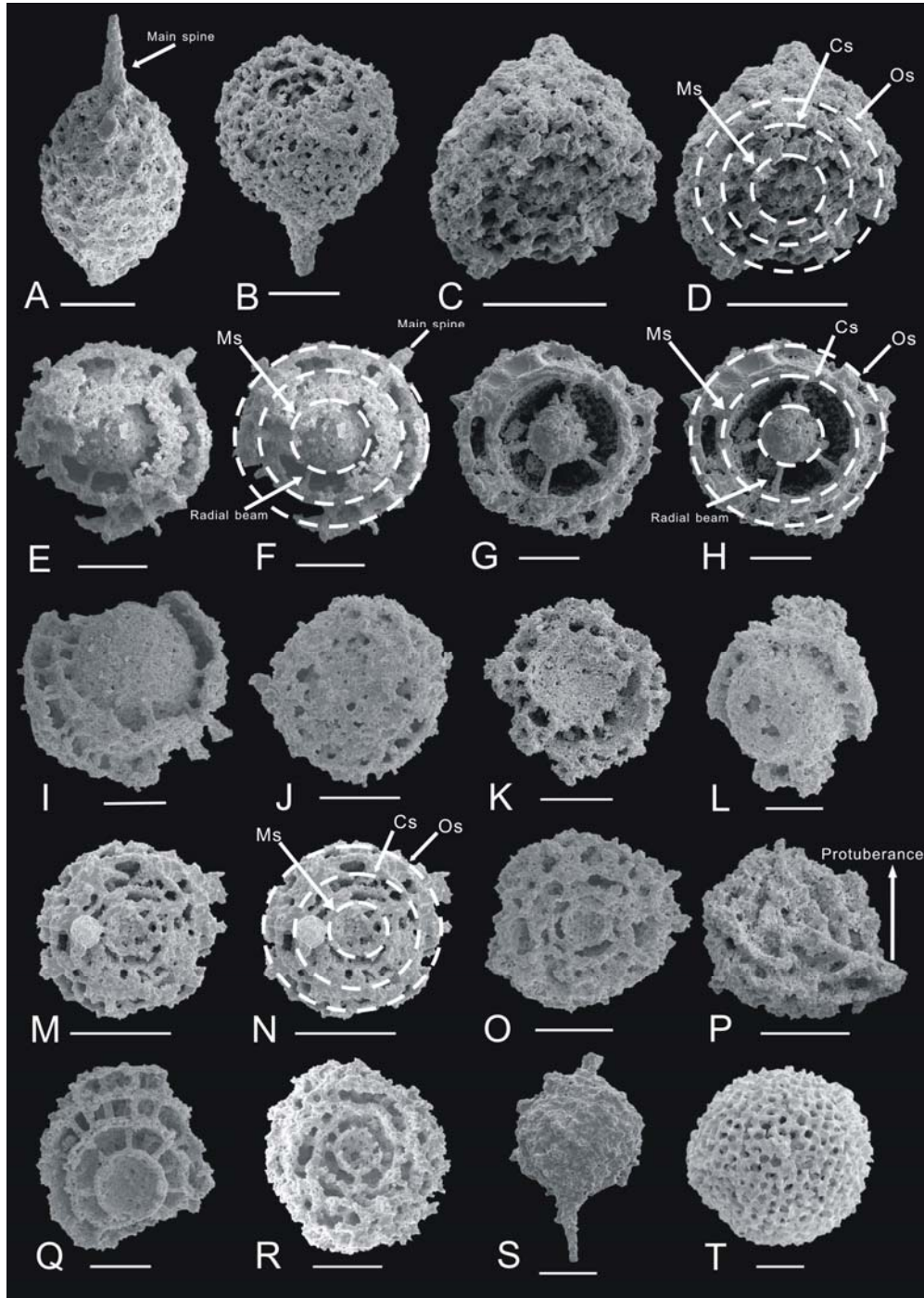


Figure 4. Scanning electron micrographs of radiolarians from sample HD-R-2, HD-R-3, HD-R-4 and HD-R-6 (Hulo Formation, Hengdu, Jiangshan in Zhejiang Province, South China). Scale bar is 100 μm (the scale bar for T is 20 μm). Abbreviation: Os = outer shell; Cs = cortical shell; Ms = medullary shell. **A-B.** *Beothuka* sp. aff. *terrano*va Aitchison, Flood and Malpas, sample HD-R-3. **C-D.** *Beothuka* sp., sample HD-R-3. **E-H.** *Syntagactinia* sp. aff. *excels* Nazarov and Ormiston, sample HD-R-4. **I, J.** *Syntagactinia* sp. A, sample HD-R-4. **K.** *Syntagactinia* sp. B, sample HD-R-4. **L.** *Syntagactinia* sp. C, sample HD-R-4. **M-O.** *Haplotaeniatum* sp. A, sample HD-R-2. **P.** *Haplotaeniatum* sp. B, sample

HD-R-2. Note the protuberance on the surface of the outermost shell. **Q.** *Haplotaeniatum?* sp., sample HD-R-2. **R.** *Antygopora?* sp., sample HD-R-6. **S, T.** Radiolarians, sample HD-R-4. gen. et sp. indet.

3.2 Ostracods

Although most ostracods found from the Hulo Formation have suffered relatively intense recrystallisation, their identification remains possible. Sixteen ostracod species identified from nine genera are recognized including: *Aparchites* sp. A, *Aparchites* sp. B, *Aparchites* sp. C, *Aparchites* sp. D, *Aparchites* sp. E, *Aparchites* ? sp., *Primitia* ? sp., *Paraparchites* sp. A, *Paraparchites* sp. B, *Paraparchites* sp. C, *Cavellina* ? sp., *Amsdenia* ? sp., *Paraplatyrhomboides* sp., *Fenxiangia* sp., *Kirkbyella* ? sp. *Healdianella* sp. (Fig. 5).




Figure 5. Scanning electron micrographs of ostracods from sample HD-R-1 (Hulo Formation, Hengdu, Jiangshan in Zhejiang Province, South China). Scale bar is 100 μm . **A.** *Aparchites* sp. A, lateral view of incomplete valve. **B.** *Aparchites* sp. B, right view of right valve. **C-D.** *Aparchites* sp. C, C. right view of right valve; D. left view of left valve. **E.** *Aparchites* sp. D, right view of right valve. **F-I.** *Aparchites* sp. E, F. right view of right valve; G. right view of right valve; H. right view of right valve; I. right view of right valve. **J.** *Aparchites?* sp., right view of right valve. **K.** *Primitia?* sp., right view of right valve. **L.** *Paraparchites* sp. A, lateral view of incomplete valve. **M-N.** *Paraparchites* sp. B, M. right view of right valve; N. right view of right valve. **O.** *Paraparchites* sp. C, left view of left valve. **P.** *Cavellina?* sp., lateral view of incomplete valve. **Q.** *Amsdenia?* sp., left view of left valve. **R-S.** *Paraplatyrhomboides* sp., R. lateral view of incomplete valve; S. lateral view of

incomplete valve; **T-U.** *Fenxiangia* sp., T. lateral view of incomplete valve; U. lateral view of incomplete valve. **V.** *Kirkbyella?* sp., lateral view of incomplete valve. **W.** *Healdianella* sp., left view of left valve. **X.** Ostracods, gen. et sp. indet.

4 DISCUSSION

4.1 Radiolarian Fauna

4.1.1 Distribution

Radiolarians are an important constituent of marine life throughout the Paleozoic. The fossil record of radiolarians is significant for better understanding of early eukaryote evolution and also indicates that a diversification took place during the Ordovician (Noble and Danelian, 2004; Maletz, 2011). The Ordovician radiolarians have been reported from numerous localities worldwide, and significant progress has been made in the past decades (e.g., Noble and Danelian, 2004; Danelian et al., 2013; Pouille et al., 2014; Won and Iams, 2011, 2013, 2015 a, b). The Middle Ordovician radiolarians have been investigated in some regions, such as Kazakhstan (Nazarov and Popov, 1976; Nazarov et al., 1977; Nazarov and Popov, 1980; Maletz, 2011; Danelian and Popov, 2003; Pouille et al., 2014), Australia (Goto and Ishiga, 1991; Goto et al., 1992; Umeda et al., 1992; Iwata et al., 1995); Scotland (Danelian and Clarkson 1998; Danelian, 1999; Danelian and Floyd, 2001), South America (Maletz et al., 2009), Kyrgyzstan (Danelian et al., 2011). In western China, the Middle Ordovician radiolarians have been reported from Western Junggar and Kuruktag, Xinjiang Uygur Autonomous Region (Buckman and Aitchison, 2001; Wang et al., 2008; Zong et al., 2015), Ningxia Hui Autonomous Region (Wang, 1991), Qinghai Province (Li, 1995), and Gansu Province (Wang, 1993).

South China is a good place to undertake research into the Ordovician marine fossils due to its exposed complete marine strata and long history of detailed research into paleontology (Zhan et al., 2007). However, previous studies were mainly focused on macrofossils (Zhan et al. 2005, 2007, 2013; Zhan and Harper, 2006; Zhang et al. 2007, 2008, 2009; Fang, 2006; Zhou et al. 2007; Zhen and Zhou, 2008). Microfossils such as radiolarians have not been paid enough attention. Luo et al. (2002) and Zheng et al. (2012) reported the possible existence of radiolarian fossils in the thin sections from the Early and Middle Ordovician of Hunan. Poorly-preserved radiolarians have been reported from the Wufeng Formation in the Upper Ordovician in the Yichang, Hubei (Wang and Zhang, 2011) and the Sichuan area (Liu et al., 2010)

Table Comparison of *Beothuka* species from different areas (modified from Won and Iams, 2015b). o = species present; E. = Early; M. = Middle; Ar. = Arenig; Dp. = Dapingian; Da. =Darriwilian.

Location	Age	Graptolite Biozone	Reference															
				<i>B. terranova</i>	<i>B. sp. aff. terranova</i>	<i>B. aitchisoni</i>	<i>B. grosbornensis</i>	<i>B. stougei</i>	<i>B. ? stellata</i>	<i>B. robusta</i>	<i>B. spongiosa</i>	<i>B. echinata</i>	<i>B. ? concreta</i>	<i>B. spissa</i>	<i>B. inexpectata</i>	<i>B. maletziana</i>	<i>B. longispiniforma</i>	
Newfoundland	E. Ar	<i>Tetragraptus approximatus</i>	Won and Iams, 2011	○		○	○	○	○									
Newfoundland	E. Ar	<i>Pendeograptus fruticosus</i>	Aitchison et al., 1998	○		○					○							
Newfoundland	E. Ar	<i>Pendeograptus fruticosus</i>	Won and Iams, 2013	○		○	○				○	○	○	○				
Spitsbergen	E/M. Ar	<i>Didymograptellus bifidus</i>	Maletz & Bruton, 2005	○														
Spitsbergen	E/M. Ar	<i>Didymograptellus bifidus</i>	Maletz & Bruton, 2007	○														
Newfoundland	E/M. Ar	<i>Didymograptellus bifidus</i>	Won & Iams, 2015a	○		○	○				○	○		○				
Spitsbergen	M. Ar	<i>Isograptus victoriae lunatus</i>	Maletz & Bruton, 2007								○				○			
Newfoundland	M. Ar	<i>Isograptus victoriae lunatus</i>	Maletz, 2007								○	○					○	
Newfoundland	M. Ar	<i>Isograptus victoriae lunatus</i>	Won and Iams, 2015b	○							○	○					○	
Xinjiang	L. Dp.	<i>Exigraptus clavus</i>	Wang et al., 2008															○
Zhejiang	E. Da.	<i>Pterograptus elegans</i>	This study		○													

from South China. Generally the well-preserved Early and Middle Ordovician radiolarian body fossils have not previously been reported from South China.

4.1.2 Taxonomic implications

Based on the *Pterograptus elegans* Zone (Song et al., 2013), it is clear that the radiolarian fossils found in the Hengdu Section belong to the Upper Darriwilian (the Upper Middle Ordovician). The Lower to Middle Darriwilian radiolarians are generally included in the *Proventocitum procerulum* assemblage (Maletz et al., 2009). It is notable that the Lower Darriwilian faunas usually showed low diversity and were dominated by radiolarians with some spherical and thin shells made of irregularly oriented bars or rods (Maletz, 2011). Most of the Upper Darriwilian radiolarian faunas could also be referred to the *Proventocitum procerulum* assemblage, which usually included many spherical spumelarians and the genus *Proceratoikiscum* (Maletz, 2011).

For the Upper Darriwilian radiolarian fauna in this paper, four genera have been identified, including *Syntagentactinia*, *Haplotaeniatum*, *Antygopora* and *Beothuka*. The genus of *Syntagentactinia* has already been reported both from the Middle (Pouille et al., 2014) and Upper Ordovician (Cui et al., 2000). *Haplotaeniatum* has been described from the Lower Ordovician (Maletz, 2007), the Middle Ordovician (e.g., Maletz and Bruton, 2008; Pouille et al., 2014) and the Upper Ordovician (e.g., Goto et al., 1992; Noble and Webby, 2009). *Antygopora* was first reported and named by Maletz and Bruton (2005) from Spitsbergen and has also been found in the Lower (e.g., Maletz 2007; Won and Iams 2011; Won and Iams, 2013) and the Middle Ordovician (Maletz and Bruton, 2008). In general, these three genera are common within the Middle Ordovician. However, the presence of *Beothuka* in our samples is unusual as this genus was generally absent in other Middle Ordovician faunas globally (Aitchison et al., 1998; Maletz and Bruton, 2005; Maletz, 2007; Won and Iams, 2013; Won and Iams, 2015a, b). This genus is a special form in spherical radiolarians and represents the oldest known spherical bipolar radiolarian, which is widely regarded as a typical taxon of the Lower Ordovician (Maletz and Bruton, 2005; Maletz, 2007). Numerous identified spherical radiolarians have been recorded from the Ordovician but only rare ones from the Cambrian. A faunal turnover of radiolarians in the early Ordovician had been discussed and there has been no common faunal elements between the Cambrian and Ordovician ones (Noble and Danelian, 2004). Thus, research on a closer relationship of the lower Paleozoic radiolarians and a progressive turnover between the

Cambrian and Ordovician should be undertaken in details. More investigations into *Beothuka* could possibly provide us with further understanding of the early Paleozoic radiolarian evolution.

The characteristic bipolar species *Beothuka terranova* was first described by Aitchison et al. (1998) from the Little Port Complex in western Newfoundland, and assigned to the basal Tremadocian. Maletz and Bruton (2005, 2007) reported a radiolarian fauna from Spitsbergen, in which they found *B. terranova*. Maletz (2007) then described a radiolarian fauna from Newfoundland that also contained *B. terranova*. The Little Port Complex radiolarian fauna was regarded as the Upper Floian by Maletz (2011) based on the biostratigraphic range of the two radiolarian faunas from Spitsbergen and Newfoundland above. Won and Iams (2013) also reviewed and studied the radiolarian fauna from the red cherts in the Little Port Complex and confirmed an “early Arenig” (the Middle Floian) age assignment. Other Floian radiolarian faunas in Newfoundland also yielded various species of *Beothuka* (Won and Iams, 2011, 2015a, 2015b). *Beothuka* has not been reported from younger strata in Newfoundland.

Wang et al. (2008) introduced a new species of *Beothuka* (*B. longispiniforma*) from the Dapingian (the lower Middle Ordovician) from Xinjiang Uygur Autonomous Region in western China. Although the figured specimens appear to have the characteristics of *Beothuka*, it seems that they are still insufficient to allow the establishment of a new species which is regarded as *nomen dubium* (Maletz, 2011). Combined with its occurrence from Xinjiang, it is concluded that the global range of *Beothuka* is likely to be greater than the interval from the Early Arenig to Middle Arenig suggested by Won & Iams (2015b). The distribution of radiolarians assigned to *Beothuka* from different areas has been listed in Table 1. It is clear that *Beothuka* exhibits greater diversity in the Lower rather than Middle Ordovician, which may indicate a gradual decline from the Early Ordovician to the Middle Ordovician.

4.2 Ostracod Fauna

4.2.1 Distribution

Ostracods are an abundant and diverse organism of the marine biosphere since the Ordovician with a well-documented fossil record (Salas and Williams, 2007; Salas, 2011; Salas and Vaccari, 2012; Salas et al., 2012; Servias et al. 2008, 2010). In the Lower Ordovician, ostracods were found from Russia (Öpik, 1935; Melnikova, 1999), Sweden (Hessland, 1949), Denmark (Tinn and Meidla, 1999), Estonia (Öpik, 1935),

England (Siveter et al., 1995), Argentina (Salas et al., 2007; Salas, 2011; Salas and Vaccari, 2012), Kazakhstan (Melnikova and Tolmacheva, 2010) and Iran (Ghobadi Pour et al., 2011). The first major diversification of ostracods occurred during the Middle Ordovician, and reached a peak during the Late Ordovician (Braddy et al., 2004). Ostracods from the Middle Ordovician are mainly documented from Poland (Olempska, 1994), Estonia (Tinn and Meidla, 2003), Sweden (Jaanusson, 1957; Tinn and Meidla, 2001), Norway (Henningsmoen, 1953), Iran (Ghobadi Pour et al., 2006), America (Harris, 1957; Swain, 1957, 1962; Kesling, 1960a, 1960b; Levinson, 1961; Berdan, 1976, 1984, 1988; Williams and Siveter, 1996) and Canada (Landing et al., 2013). The Upper Ordovician ostracods have been found from Estonia (Meidla, 1996a), Russia (Melnikova, 2010), Denmark (Meidla, 1996b), Sweden (Meidla, 2007), Scotland (Mohibullah, 2011), England (Williams et al., 2001), America (Spivey, 1939; Siveter et al., 2014), Himalaya (Schallreuter et al., 2005, 2008). Studies of the Ordovician ostracods in China are quite limited with only a few reports of low diversity and poorly-preserved assemblages. In South China, only the Lower Ordovician ostracod assemblages have been reported from western Hubei Province (Hou, 1956a; Sun, 1988) and western Zhejiang Province (Hou, 1956b). In North China, the Lower Ordovician ostracods only occurred in Liaoning (Hou, 1956b), Gansu (Shi, et al., 1985) and Shanxi Provinces (Yuan et al., 1993). Generally there have been already some records of the Ordovician ostracods, but a detailed biostratigraphic framework for the Ordovician ostracods has not yet been established in China.

4.2.2 Compositon

Although the ostracods from the Hengdu Section are not well-preserved enough and some of them are difficult to be identified to the specific level, they still could provide new fossil materials of the Ordovician ostracods in South China. Totally, the fauna consists of three orders including Palaeocopida (*Aparchites*, *Paraparchites*, *Primitia*, *Kirkbyella*), Metacopida (*Healdianella*, *Fenxiangia*, *Amsdenia*, *Paraplatyrhomboides*) and Platycopida (*Cavellina*). There are quite a number of fossils belonging to the genera *Aparchites* and *Paraparchites* found in the studied section. Although most of them are not preserved well enough, they still could be assigned to the genus level according to their characteristic outline. *Aparchites* is very common during the Ordovician in China especially in Hubei and Zhejiang Province (Hou, 1956a, 1956b; Shi, 1985; Sun, 1988; Wang S. Q., 2015). *Paraparchites* only appears in the Lower and Upper Ordovician in South China but is the general genus from the Permian in other areas (Hou, 1956a,

1956b; Scott, 1959; Frank, 1969; Sun, 1988; Kempf, 2009; Molostovskaya, 2010; Wang, S. Q., 2015). *Paraplatyrhomboides* is the genus with long and narrow carapaces and has only been reported from the Middle Ordovician in North China (Shi, 1985). *Primitia* only has been found from the Lower and Upper Ordovician in China (Hou, 1956a, 1956b; Shi, 1985). The features of *Fenxiangia* include the spindle-shape in the later view and the arched dorsal border and this genus could be found from the Ordovician strata in China (Wang S. Q., 2015). *Healdianella* and *Cavellina* are not common genera from the Ordovician in South China but general in the Silurian especially in Yunnan Province (Wang S. Q., 2015).

4.2.3 Paleoenvironmental analysis

The Paleozoic ostracods distributed from the shallow to deep environments and their compositions could be important indicators to their ecotypes (Wang, 1988; Vannier et al., 1995; Williams and Siveter, 1996). Bandel and Becker (1975) firstly presented the possible ecotype of the Paleozoic ostracods and its distribution model, including Eifelian Ecotype (from tidal zone to fore-reef environment), Thüringen Ecotype (slope environment in the inter-platform basins) and Entomozoacean Ecotype (basin). Wang (1988) subsequently presented a more detailed division of the Late Paleozoic ostracod ecotypes and classified them into five associations, which were Leperditid Association, Palaeocopid-platycopid Association, Smooth-podocopid Association, Spinose-podocopid Association and Entomozoacean Association. The former three associations are subdivisions of the Eifelian Ecotype of Bandel and Becker (1975) representing the near-shore shallow-water environments, while Spinose-podocopid Association was consist with Thüringian Ecotype and Entomozoacean Association was similar to Entomozoacean Ecotype (Bandel and Becker, 1975; Wang, 1988). As the fossil materials had been accumulated, Wang's five associations appeared to be applicable almost globally like in Australia (Reynolds, 1978), Japan (Kuwamo, 1987), China (Wang, 1988) and South America (Vannier et al., 1995), within a much broader time span from the Ordovician to the Trassic (e. g. Knüpfer, 1968; Kozur, 1972; Wang S. Q., 2015). Leperditid Association dominated by leperditiacean in a low diversity and abundance was an assemblage typical of the very shallow-water tidal flat, lagoonal, or deltaic environments (Wang, 1988; Vannier, 1995). Palaeocopid Association represented a broad range from near-shore to subtidal open shelf environments and it mainly consisted of palaeocopids and platycopids especially cavellinaceans with little or no podoropids (Wang, 1988; Vannier et al., 1995). Smooth-podocopid Association and Spinose-podocopid Association were both

dominated by podocopids, but the differences between them were distinctive. The former one often consisted of large-size podocopids with little spines and a few palaeocopids like kikbyaceans and paraparchitaceans, living in the off-shore, shallow-water environments, while the latter one's compositions were the podocopids with smaller body size and spinose ornamentation, indicating the relatively low-energy and deep-water environments (Bandel and Becker, 1975; Wang, 1988; Vannier et al., 1995). Entomozocean Association contained a great many entomozoids often preserved in the basin, which was deeper than Spinose-podocopid Association (Wang, 1988).

The composition of the ostracod fauna in this paper consists of Palaeocopida (*Aparchites*, *Parapatchites*, *Euprimitia*, *Kirkbyella*), Metacopida (*Healdianella*, *Fenxiangia*, *Amsdenia*, *Paraplatyrhomboides*) and Platycopida (*Cavellina*), which is very close to the constitutes of Palaeocopid Association (Wang, 1988) with prevailing palaeocopids, some platycopids especially cavellinaceans (e. g. *Cavellina*) and no podoropids. This means that the ostracod fauna from the Hengdu section may have lived in a shallow-water environment (e.g. from nearshore to subtidal open shelf facies) during the Darriwilian (Wang, 1988; Vannier et al., 1995). However, these ostracods are found in the cherts accompanied by radiolarians and sponge spicules representing a deep-water environment. In addition, in the regional paleogeographical context, the studied section is in the shelf-slope, also a relatively deep-water environment. Therefore, the living environment based on the ecotypes of ostracods is different from their burial environment. It might be able to conclude that this ostracod fauna in this paper was transported from the shallow-water environments. If this inference is true, the Jiangshan District was close to a shallow-water platform, probably the Yangtze Carbonate Platform (according to Fig. 1) during the Darriwilian and could receive the sediments from it. More detailed work in the future will contribute to a better understanding of the ecology of the ostracod fanuas in the Ordovician of South China and their role in the sedimentary system.

CONCLUSION

1. Relatively well-preserved radiolarian fossils occur in the Upper Darriwilian from the Middle Ordovician of the Jiangshan District, western Zhejiang Province, South China. This is the first record of the Middle Ordovician radiolarians and also the earliest Ordovician radiolarian fauna from South China. Four

genera and ten species of radiolarians were identified from the succession. These fossils contribute to filling the faunal gap regarding the Middle Ordovician radiolarians in this region.

2. The occurrence of *Beothuka* (*B.* sp. aff. *terrano*) in this Middle Ordovician radiolarian fauna is noteworthy and indicates that the range of the genus may be greater than what has been previously suggested. Diversity of this genus appears to have gradually declined from the Early to Middle Ordovician.

3. Nine genera and sixteen species ostracods were also found in the same horizon. The composition of the ostracod fauna is close to the Palaeocopid Association, which belongs to a shallow-water ecotype. The ecotype of the fauna suggests that the Jiangshan District was close to a shallow-water platform, probably the Yangtze Carbonate Platform during the Darriwilian and could receive the sediments from it.

ACKNOWLEDGEMENTS

This study was supported by NSFC (No. 41430101) and Special Fund of the State Key Laboratory of Geological Processes and Mineral Resources, China University of Geosciences in Wuhan (No. MSFGPMR201402). We would like to thank Zhang Yi, Sun Hui and Li Jiangyan for help with the SEM. We are also grateful to Chen Fayao for the important suggestions for this paper, to Liu Kai and Ruan Mingquan for help with the fieldwork in Zhejiang Province. Special thanks to the editors and two anonymous reviewers for their constructive comments.

REFERENCES CITED

- Aitchison, J. C., Flood, P. G., MALPAS, J., 1998. Lowermost Ordovician (basal Tremadoc) radiolarians from the Little Port Complex, western Newfoundland. *Geological Magazine*, 35: 413–419.
- Bandel, K., Becker G., 1975. Ostracoden aus paläozoischen-pelagischen Kalken der Karnischen Alpen (Silurium bis Unterkarbon). *Senckenbergiana lethaea*, 56: 1–283 (in German).
- Berdan, J. M., 1976. Middle Ordovician leperditicopid ostracodes from the Ibex area, Millard County, western Utah. *Brigham Young University College Studies*, 23: 37–65.
- Berdan, J. M., 1984. Leperditicopid ostracodes from Ordovician rocks of Kentucky and nearby states and characteristic features of the Order Leperditicopida. United States Government Printing Office, Washington DC. 1–44.
- Berdan, J. M., 1988. Middle Ordovician (Whiterockian) palaeocopid and podocopid ostracodes from the Ibex area, Millard County, western Utah. *New Mexico Bureau of Mines and Mineral Resources Memoir*, 44: 273–301.
- Braddy, S. J., Tollerton, V. P., Racheboeuf, P. R., et al., 2004. The Great Ordovician Biodiversification Event: Ordovician:

- Eurypterids, phyllocarids, and ostracodes. Columbia University Press, New York. 255–256.
- Buckman, S., Aitchison, J. C., 2001. Middle Ordovician (Llandeilan) Radiolarians from West Junggar, Xinjiang, China. *Micropaleontology*, 47: 359–367.
- Cui, Z. L., Huan, H., Song, Q. Y., 2000. The Late Ordovician Radiolarian Assemblage of the North Qinling Back-arc Basin, China. *Acta Geologica Sinica*, 74: 254–258.
- Danielan, T., 1999. Taxonomic study of Ordovician (Llanvirn-Caradoc) Radiolaria from the Southern Uplands (Scotland, UK). *Geodiversitas*, 21: 625–635.
- Danielan, T., Clarkson, E. N. K., 1998. Ordovician radiolaria from bedded cherts of the Southern Uplands. *Scottish Journal of Geology*, 34: 133–137.
- Danielan, T., Floyd, J. D., 2001. Progress in describing Ordovician siliceous biodiversity from the Southern Uplands (Scotland, UK). *Transactions of the Royal Society of Edinburgh: Earth Sciences*, 91 (3–4): 489–498.
- Danielan, T., Noble, P., Pouille, L., et al., 2013. Palaeogeographical distribution of Ordovician Radiolarian occurrences: Patterns, significance and limitations. *Geological Society London Memoirs*, 38: 407–413.
- Danielan, T., Popov, L. E., 2003. Ordovician radiolarian biodiversity: insights based on new and revised data from Kazakhstan. *Bulletin de la Société géologique de France*, 174: 325–335.
- Danielan, T., Popov, L. E., Tolmacheva, T. Y., et al., 2011. Ordovician Radiolaria and conodonts from the Peri-Gondwanan Karatau-Naryn microplate (Sarydzhaz, eastern Kyrgyzstan). *Geobios*, 44: 587–599.
- Fang, Z. J., 2006. An introduction to Ordovician bivalves of southern China, with a discussion of the early evolution of the Bivalvia. *Geological Journal*, 41 (3–4): 303–328.
- Feng, Z. Z., Peng, Y. M., Jin Z. K., et al., 2001. Lithofacies Palaeogeography of the Middle and Late Ordovician in South China. *Journal of Palaeogeography*, 3 (4): 10–24.
- Feng, Z. Z., Peng, Y. M., Jin Z. K., et al., 2003. Lithofacies Palaeogeography of the Middle Ordovician China. *Journal of Palaeogeography*, 5 (3): 263–278.
- Frank M. S., 1969. Ordovician ostracode *Aparchites Whiteavesi* Jones (1889), and problems of relationships. *Journal of Paleontology*, 43 (5): 1237–1244.
- Ghobadi Pour, M., Williams, M., Vannier, J., et al., 2006. Ordovician ostracods from east central Iran. *Acta Palaeontologica Polonica*, 51 (3): 7–11.
- Ghobadi Pour, M., Mohibullah, M., Williams, M., et al., 2011. New, early ostracods from the Ordovician (Tremadocian) of Iran: systematic, biogeographical and palaeoecological significance. *Alcheringa*, 35: 517–529.
- Goto, H., Ishiga, H., 1991. Study of Late Ordovician radiolarians from the Lachlan Fold Belt, southeastern Australia. *Geological Reports, Shinane University*, 10: 57–62.
- Goto, H., Umeda, M., Ishiga, H., 1992. Late Ordovician radiolarians from the Lachlan Fold Belt, southeastern Australia. *Memoirs of the Faculty of Science, Shimane University*, 26: 145–170.
- Guo, F. S., 1994. On collating and applying of the lithostratigraphic units in Jiangshan Area, Zhejiang. *Journal of East China Geological Institute*, 17: 254–263.
- Guo, F. S., 1998. The Ordovician sedimentary facies and palaeogeography and their tectonic controls in Jiangshan, Zhejiang. *Sedimentary and Palaeogeography*, 18: 57–62 (in Chinese with English Abstract).
- Harris, R. W., 1957. Ostracoda of the Simpson Group. *Oklahoma Geological Survey Bulletin*, 75: 1–333.
- Hessland, I., 1949. Lower Ordovician Ostracodes of the Siljan District, Sweden. *Bulletin of the geological institution of the University of Uppsala*, 33: 408.
- Hou, Y. T., 1956a. Some new species of ostracods from Middle Ordovician. *Acta Palaeontologica Sinica*, 4: 355–360.
- Hou, Y. T., 1956b. Ordovician ostracoda from Western Zhejiang. *Acta Palaeontologica Sinica*, 4: 535–597.

- Henningsmoen, G., 1953. Classification of Paleozoic straight-hinge ostracods. *Norske Geologiske Tidsskrift*, 31: 185–288.
- Iwata, K., Schmidt, B. L., LEITCH, E.C., et al., 1995. Ordovician microfossils from the Ballast Formation (Giralambone Group) of New South Wales. *Australian Journal of Earth Sciences*, 42: 371–376.
- Jannusson, V., 1957. Middle Ordovician ostracodes of central and Southern Sweden. *Bulletin Geological Institution of the University of Uppsala*, 37: 173–442.
- Kempf, E. K., 2009. *Paraparchites Eskridgensis*, New Name for the Ostracode *Paraparchites punctatus* Watabe and Kaesler, 2004. *Journal of Paleontology*, 83: 501–501.
- Kesling, R. V., Crafts, F. S., Darby, D. G., et al., 1960a. Middle Ordovician Black River Ostracods from Michigan, Introduction and Part I. *Museum of Paleontology the University of Michigan*, XV (13): 293–314.
- Kesling, R. V., 1960b. Middle Ordovician Black River Ostracods from Michigan, Part II. *Museum of Paleontology the University of Michigan*, XV (15): 349–363.
- Knüpfner, J., 1968. Ostracoden aus dem Oberen Ordovizium Thüringens. *Freiberger Forschung Hefte*, C234: 5–29 (in German).
- Kozur, H., 1972. Die bedeutung triassischer Ostracoden für stratigraphische und paläökologische Untersuchungen. *Mitteilungen Gesellschaft Geologie Bergbaustelle*, 21: 623–660 (in German).
- Kuwano, Y., 1987. Early Devonian conodonts and ostracodes from Central Japan. *Bulletin Natural Sciences Museum, Tokyo*, C13: 77–105.
- Lai C. G., Jin R. G., Lin B. Y., et al., 1993. Biofacies, sedimentary facies and palaeogeographic characteristics of the Ordovician in the Lower Yangtze Area. Geological Publishing Press. 1–84.
- Landing, E., Mohibullah, M., Williams, M., 2013. First Middle Ordovician ostracods from western Avalonia: paleogeographical and paleoenvironmental significance. *Journal of Paleontology*, 87: 269–276.
- Levinson S. A., 1961. New genera and species of Bromiide (Middle Ordovician) ostracodes of Oklahoma. *Micropaleontology*, 7: 359–364.
- Li, H., 1995. New genera and species of Middle Ordovician Nassellaria and Albaillellaria from Baijingsi, Quilian Mountains, China. *Scientia Geologica Sinica*, 4: 331–346.
- Li, J., Servais, T., Yan, H. and Su, W. D., 2007. Microphytoplankton diversity curves of the Chinese Ordovician. *Bulletin De La Societe Geologique De France*, 178: 399–409.
- Liu, W., Xu, X. S., Feng, X. T., et al., 2010. Radiolarian siliceous rocks and palaeoenvironmental reconstruction for the Upper Ordovician Wufeng Formation in the Middle-Upper Yangtze area. *Sedimentary Geology and Tethyan Geology*, 30: 65–70 (in Chinese with English Abstract).
- Luo, S., Gao Z., He Y., Stow D. A. V., 2002. Ordovician carbonate contourite drifts in Hunan and Gansu Provinces, China. In: Stow, D. A. V. et al. (Eds.), Deep-Water Contourite Systems: Modern Drifts and Ancient Series, Seismic and Sedimentary Characteristics. *Geological Society, London, Memoirs* 22: 433–422.
- Maletz, J., 2007. The Early Ordovician *Beothuka terranova*, (Radiolaria) faunal assemblage in western Newfoundland. *Paläontologische Zeitschrift*, 81: 71–82.
- Maletz, J., 2011. Radiolarian skeletal structures and biostratigraphy in the early Palaeozoic (Cambrian–Ordovician). *Palaeoworld*, 20 (s2–3): 116–133.
- Maletz, J., Albanesi, G. L., Voldman, G. G., 2009. Lower Darriwilian radiolarians from the Argentine Precordillera. *Geobios*, 42: 53–61.
- Maletz, J., Bruton, D. L., 2005. The *Beothuka terranova* (Radiolaria) assemblage and its importance for the understanding of early Ordovician radiolarian evolution. *Geological Magazine*, 142: 711–721.
- Maletz, J., Bruton, D. L., 2007. Lower Ordovician (Chewtonian to Castlemainian) Radiolarians of Spitsbergen. *Journal of*

- Systematic Palaeontology*, 5: 245–288.
- Maletz, J., Bruton, D. L., 2008. The Middle Ordovician Proventocitum Procerulum, radiolarian assemblage of Spitsbergen and its biostratigraphic correlation. *Palaeontology*, 51: 1181–1200.
- Meidla, T., 1996a. Late Ordovician ostracodes of Estonia. *Fossilia Baltica*, 2: 222.
- Meidla, T., 1996b. Latest Ordovician ostracodes of Baltoscandia. *Geological Survey of Denmark and Greenland C*, 20: 65–71.
- Meidla, T., 2007. Ostracods from the Upper Ordovician Borenhult fauna, Sweden. *GFF*, 129: 123–132.
- Melnikova, L. M., 1999. Ostracodes from the Billingen Horizon (Lower Ordovician) of the Leningrad region. *Paleontological Journal*, 33: 147–152.
- Melnikova, L. M., 2010. Some Ostracodes from the Gur'yanovaka Formation (Upper Ordovician) of the Northeastern Gorny Altai. *Paleontological Journal*, 44: 38–46.
- Melnikova, L. M., Tolmacheva T. Y., 2010. Ushatinskaya G T. Find of Tremadocian ostracodes in cherts of Kazakhstan. *Paleontological Journal*, 44: 36–40.
- Mohibullah, M., Vandenbroucke, T. R. A., Williams, M., et al., 2011. Late Ordovician (Sandbian) ostracods from the Ardwell Farm Formation, SW Scotland. *Scottish Journal of Geology*, 47: 57–66.
- Molostovskaya I. I., 2010. Ostracodes from the Upper Permian Khivach formation in Kolyma-Omolon Basin. *Paleontological Journal*, 44: 282–286.
- Nazarov, B. B., Popov. L. Ye., 1976. Radiolarians, inarticulate brachiopods and organisms of uncertain systematic position from the Middle Ordovician of eastern Kazakhstan. *Paleontologicheskij Zhurnal*, 10: 407–416.
- Nazarov, B. B., Popov. L. Ye., Apollonov M. K., 1977. Lower Paleozoic radiolarians of Kazakhstan. *International Geology Review*, 19: 913–920.
- Nazarov, B. B., Popov, L. Ye., 1980. Stratigraphy and fauna of the siliceous-carbonate sequence of the Ordovician of Kazakhstan; radiolarians and inarticulate brachiopods. *Trudy Geologicheskij Institut Akademiy a Nauk SSR*, 331: 1–190 (in Russian).
- Nazarov, B. B., Ormiston, A. R., 1986. Trends in development of Paleozoic Radiolaria. *Marine Micropaleontology*, 11: 3–32.
- Noble, P., Danelian, T., 2004. The Great Ordovician Biodiversification Event: Ordovician radiolarian biodiversity estimates. Columbia University Press, New York. 97–101.
- Noble, P. J., Webby, B. D., 2009. Katian (Ordovician) radiolarians from the Malongulli Formation, New South Wales, Australia, a reexamination. *Journal of Paleontology*, 83: 548–561.
- Olempska, E., 1994. Ostracods of the Mójcza Limestone. *Palaeontologia Polonica*, 53: 129–212.
- Õpik, A. A., 1935. Ostracoda from the lower Ordovician Megalaspis-limestone of Estonia and Russia. *Tart ülikooli j. o. loodusuurujate seltsi aruanded, Annales societatis rebus naturae investigandis in universitate Tartu constitutae*, 42: 28–38.
- Pouille, L., Danelian, T., Popov, L. E., 2014. A diverse Upper Darriwilian radiolarian assemblage from the Shundy Formation of Kazakhstan: Insights into late Middle Ordovician radiolarian biodiversity. *Journal of Micropaleontology*, 33: 149–163.
- Reynolds, L., 1987. The taxonomy and palaeoecology of ostracodes from the Devonian *Receptaculites* Limestone, Taemas, New South Wales, Australia. *Palaeontographica A*, 162: 144–203.
- Salas, M. J., Williams J. V. M., 2007. Early Ordovician ostracods from Argentina: their bearing on the origin of binodicope and palaeocope clades. *Journal of Paleontology*, 81: 1384–1395.
- Salas, M. J., 2011. Early Ordovician (Floian) ostracods from the Cordillera Oriental, Northwest Argentina. *Geological Journal*, 46: 637–650.

- Salas, M. J., Vaccari, N. E., 2012. New Insights into the Early Diversification of the Ostracoda: Tremadocian Ostracods from the Cordillera Oriental, Argentina. *Acta Palaeontologica Polonica*, 57: 175–190.
- Schallreuter, R. E. L., Suttner, T. J., Hinz-Schallreuter, I. C. U., 2005. Late Ordovician from Himalaya and their palaeobiogeographic relations. *Berliner Paläobiologische Abhandlungen*, 6: 107–108.
- Schallreuter, R. E. L., Hinz-Schallreuter, I. C. U., 2008. New Ordovician ostracodes from Himalaya and their palaeobiological and palaeogeographical implications. *Revue De Micropaléontologie*, 51: 191–204.
- Schallreuter, R. E. L., Hinz-Schallreuter, I. C. U., 2009. Ostracod as a tool for palaeogeographic reconstruction in the Ordovician. Institution of Erdwissensch, Berlin. 14.
- Scotese, C. R., 2001. Atlas of Earth History, Volume 1, Paleogeography, PALEOMAP Project. University of Texas, Arlington. 52.
- Scott H. W., 1959. Type Species of *Paraparchites* Ulrich & Bassler. *Journal of Paleontology*, 33: 679–674.
- Servais, T., Lehnert, O., Li, J., et al., 2008. The Ordovician Biodiversification: revolution in the oceanic trophic chain. *Lethaia*, 41: 99–109.
- Servais, T., Owen, A. W., Harper, D. A. T., 2010. The great ordovician biodiversification event (GOBE): the palaeoecological dimension. *Palaeogeography, Palaeoclimatology, Palaeoecology*, 294: 99–119.
- Siveter D. J., Rushton A. W. A., Siveter D. J., 1995. An ostracod-like arthropod with appendages preserved from the lower Ordovician of England. *Lethaia*, 28: 299–307.
- Siveter D. J., Tanaka G., Farrell U. C. et al., 2014. Exceptionally preserved 450-million-year-old Ordovician ostracods with brood care. *Current Biology*, 24: 801–806.
- Song, Y. Y., Zhang, Y. D., Zhang, J., 2013. New advance in the late Darriwillian to early Sandbian graptolite biostratigraphy of western Zhejiang and northeastern Jiangxi Province, SE China. *Journal of Stratigraphy*, 37: 144–154 (in Chinese with English Abstract).
- Spivey, R. C., 1939. Ostracodes from the Maquoketa Shale, Upper Ordovician, of Iowa. *Journal of Paleontology*, 13: 163–175.
- Shi, C. G., 1985. Middle Ordovician Ostracodes from Huanxian, Gansu. *Northwest Geoscience*, 10: 96–104 (in Chinese with English Abstract).
- Sun, Q. Y., 1988. Ordovician ostracoda from Western Hubei. *Acta Micropalaeontologica Sinica*, 5: 253–266 (in Chinese with English Abstract).
- Swain, F. M., 1957. Early middle Ordovician Ostracoda of the eastern United States. Part I. Stratigraphic data and description of *Leperditidae*, *Aparchitidae* and *Leperditellidae*. *Journal of Paleontology*, 31: 528–570.
- Swain, F. M., 1962. Early middle Ordovician Ostracoda of the eastern United States. Part II. *Leperditellacea*, *Hollinacea*, *Kloedenellacea*, *Bairdiacea* and Superfamily Uncertain. *Journal of Paleontology*, 36: 719–744.
- Tinn O., Meidla T., 1999. Ordovician ostracodes from the Komstad Limestone. *Bulletin of the Geological Society of Denmark*, 46: 25–30.
- Tinn, O., Meidla, T., 2001. Middle Ordovician ostracods from the Lanna and Holen Limestones, south-central Sweden. *GFF*, 123: 129–136.
- Tinn, O., Meidla, T., 2003. Ontogeny and thanatocoenoses of Early Middle Ordovician Palaeocope ostracode species *Brezelina Palmata* (Krause, 1889) and *Ogmoopsis Bocki* (Öpik, 1935). *Journal of Paleontology*, 77 (1): 64–72.
- Umeda, M., Goto, H., Ishiga, H., 1992. Middle Ordovician radiolarians from the Lachlan Fold Belt, southeastern Australia. *Memoirs of the Faculty of Science, Shimane University*, 26: 131–140.
- Vannier J. M. C., Racheboeuf P. R., Benedetto J. L., 1995. Silurian-Early Devonian ostracodes from South America (Argentina, Bolivia) Preliminary investigations. *Journal of Paleontology*, 69 (4): 752–772.

- Wang, S. Q., 1988. Late Paleozoic ostracode association from South China and their paleoecological significance. *Acta Palaeontologica Sinica*, 27: 91–102 (in Chinese with English Abstract).
- Wang, S. Q., 2015. Ordovician and Silurian Ostracoda of China. China University of Technology Press, Hefei. 1–272 (in Chinese).
- Wang, X. F., 1989. Palaeogeographic reconstruction of Ordovician in China and characteristics of its sedimentary environment and biofacies. *Acta Micropalaeontologica Sinica*, 28 (2): 234–248 (in Chinese with English Abstract).
- Wang, X. F., 2016. Ordovician tectonic-paleogeography in South China and chrono-and bio-stratigraphic division and correlation. *Earth Science Frontiers*, 23 (6): 253–267 (in Chinese with English Abstract).
- Wang, Y. J., 1991. On progress in the study of Paleozoic radiolarians in China. *Acta Micropalaeontologica Sinica*, 8: 237–251 (in Chinese with English Abstract).
- Wang, Y. J., 1993. Middle Ordovician radiolarians from the Pingliang Formation of Gansu Province, China. *Micropaleontology Special Publication*, 6: 98–114.
- Wang, Y. J., Cheng, J. F., Zhang, Y. D., 2008. New radiolarian genera and species of Heituo Formation (Ordovician) in the Kuruktag Region, Xinjiang. *Acta Palaeontologica Sinica*, 47: 393–404 (in Chinese with English Abstract).
- Wang, Y. J., Zhang, Y. D., 2011. Radiolarian Fauna of the Wufeng Formation (Upper Ordovician) in Lunshan Area, Jiangsu and its geological significance. *Acta Micropalaeontologica Sinica*, 28: 251–260 (in Chinese with English Abstract).
- Wang, Z. H., Bergstrom, S. M., Zhang, Y. D., 2015. Upper Ordovician conodonts from the Yenwanshan Formation in the Zhejiang-Jiangxi border region, S. E. China and their biostratigraphic significance. *Acta Palaeontologica Sinica*, 54: 147–157.
- Williams, M., Stone, P., Siveter, D. J., Taylor, P., 2001. Upper Ordovician ostracods from the Cautley district, northern England: Baltic and Laurentian affinities. *Geological Magazine*, 138: 589–607.
- Williams, M., Siveter D. J., 1996. Lithofacies-influenced ostracod associations in the middle Ordovician Bromide Formation, Oklahoma, USA. *Journal of Micropalaeontology*, 15: 69–81.
- Won, M. Z., Iams, W. J., 2011. Earliest Arenig radiolarians from the Cow Head Group western Newfoundland. *Journal of Paleontology*, 85: 156–177.
- Won, M. Z., Iams, W. J., 2013. Early Ordovician (early Arenig) radiolarians from the Cow Head Group and review of the Little Port Complex fauna, Western Newfoundland. *Palaeoworld*, 22 (1–2): 10–31.
- Won, M. Z., Iams, W. J., 2015a. Early/Middle Arenig (Late Floian) Radiolarian Faunal Assemblages from Cow Head Group, Western Newfoundland. *Palaeontographica Abteilung*, 304 (1–6): 1–63.
- Won, M. Z., Iams, W. J., 2015b. Review of the Beothuka terranova assemblage and characteristics of the middle Arenig (Ordovician, latest Floian) radiolarian assemblage from the Cow Head Group, Newfoundland. *Neues Jahrbuch für Geologie und Paläontologie-Abhandlungen*, 278: 1–21.
- Wu, R. C., Stouge, S., Wang, Z. H., 2012. Conodontophorid biodiversification during the Ordovician in South China. *Lethaia*, 45: 432–442.
- Yan, K., Servais, T., Li, J., et al., 2011. Biodiversity patterns of Early–Middle Ordovician marine microphytoplankton in South China. *Palaeogeography, Palaeoclimatology, Palaeoecology*, 299 (1–2): 318–334.
- Yuan, F. T., 1993. Middle Ordovician Ostracodes from the Baota Formation Liangshan, Shanxi. *Acta Micropalaeontologica Sinica*, 10: 223–235.
- Zhan, R. B., Harper, D. A. T., 2006. Biotic diachroneity during the Ordovician Radiation: evidence from South China. *Lethaia*, 39: 211–226.
- Zhan, R. B., Jin, J., 2007. Ordovician-Early Silurian (Llandovery) Stratigraphy and Palaeontology of the Upper Yangtze Platform, South China. Science Press, Beijing. 169.

- Zhan, R. B., Jin, J. S., Liu, J. B., 2013. Investigation on the great Ordovician biodiversification event (GOBE): Review and prospect. *China Science Bulletin*, 58: 3357–3371 (in Chinese with English Abstract).
- Zhan, R. B., Rong, J. Y., Cheng, J. H., et al., 2005. Early–Mid Ordovician brachiopod diversification in South China. *Science in China Series D (Earth Sciences)*, 48: 662–675.
- Zhan, R. B., Zhang, Y. D., Yuan, W. W., 2007. A new concept during the life process of the earth-The Great Ordovician Biodiversification Event. *Natural Science Process*, 17: 1006–1014.
- Zhang, Y. D., Chen, X., 2008. The evolution of diversity and environmental background of the Ordovician graptolites. *Science in China Series D (Earth Sciences)*, 38: 10–21.
- Zhang, Y. D., Chen, X., Daniel, G., 2007. Diversification patterns of Early and Mid Ordovician graptolites in South China. *Geological Journal*, 42 (3–4): 315–337.
- Zhang, Y. D., Zhan, R. B., Fan, J. X., et al., 2009. The key scientific problems of the research on the Ordovician Radiation. *Science in China Series D (Earth Sciences)*, 39: 129–143.
- Zhen, Y. Y., Zhou, Z. Y., 2008. Trilobite Record of China. Science Press, Beijing. 301–330 (in Chinese).
- Zheng, N., Song, T. R., Li, T. D., et al., 2012. The discovery of the Lower Cambrian and Middle Ordovician Radiolaria in the South China orogenic belt. *Geology in China*, 39: 260–265 (in Chinese with English Abstract).
- Zhou, Z. Y., Yuan Jinliang, Zhang Zhenghua et al., 1979. Cambrian biogeographical province of Guizhou and the neighbouring areas. *Journal of Stratigraphy*, 3 (4): 258–271 (in Chinese)
- Zhou, Z. Y., Yuan, W. W., ZHOU, Z.Q., 2007. Patterns, processes and likely causes of the Ordovician trilobite radiation in South China. *Geological Journal*, 42 (3–4): 297–313.
- Zhou, Z. Y., Zhen Y. Y., Zhou, Z. Q., 2008. Division of the Ordovician geographic units of China—A synopsis. *Journal of Palaeogeography*, 10 (2): 176–182 (in Chinese with English Abstract).
- Zong, R. W., Wang, Z. Z., Gong, Y. M., 2015. Ordovician Radiolarians from the Yinisala ophiolitic melange and their significance in western Junggar, Xinjiang, NW China. *Science China Earth Sciences*, 58: 776–783.